

November 2021








What's happening this month?
 Nutrition Awareness Month (children)
 Diabetes Awareness Month
 Fire Drill
 Home Visits 15th-19th
 Thanksgiving Activity (JSHS-17th, CHS
 & FDHS 18th)
 Thanksgiving Break 22th-26th



Lowndes County BOE Head Start
 P.O. Box 158-141 Main Street
 Hayneville, AL 36040
 334.548.2145 phone—334.548.2021 fax
 www.lowndesboeheadstart.org



Centers Contact
 Central -563.7590
 Shirley Davis, Family Advocate
 Fort Deposit-227.8704
 Lori Malisham, Family Advocate
 Jackson-Steale-874.4792
 Creshenda Edwards, Family Advocate

WORD OF THE WEEK ↓ Consequences	1 Parent Meeting JHS 1:00p.m. & 6:00p.m. Parent Meeting CHS 1:00p.m. & 6:00p.m.	2 	3 MATH Pour a small amount of your child's favorite cereal in a bowl and have them to count the pieces.	4	5	6 STORIES Watch the story "How to Catch a Turkey" on youtube.
7 Nutritious	8 Parent Meeting JHS 1:00p.m. & 6:00p.m. Parent Meeting FDHS 1:00p.m. & 6:00p.m.	9 Parent Meeting FDHS 1:00p.m. & 6:00p.m.	10 <i>Girls and You</i> 10:00am	11 <i>Peewee's Day</i>	12 LESSON PLANS DUE	13 WRITING Have your child to draw a picture of everyone they are thankful for.
14 Habit	15	16 Budget Training 10:00 a.m.	17 <i>Policy Council Meeting</i> 6:00 pm <i>Girls and You</i> 10:00am	18 <i>Board Meeting</i> 6:00 pm	19 DONUTS FOR DADS 7:00-8:30 A.M. Nutrition Workshop 10:00 a.m. via ZOOM	20
21 	22 Thanksgiving Vacation No School 	23 MATH Go to the grocery store and have your child count how many cans of food you put in the cart.	24	25 HAPPY THANKSGIVING! 	26 SOUNDS Create an original turkey gobble with your child. GOBBLE, GOBBLE!	27 
28 Options	29 Quality Assurance Check	30 	<p>Theme for the month: CHOICES <i>Skills for the month:</i> Identify letters and sounds, understand patterns, practice safety routines, promote nutritious food choices, and make predictions.</p>			
					28 We are Thankful for 	29 SCIENCE Enjoy a tray of ice cubes into a pot on the stove and explain why they transform into water and steam when heated up.